

08MNO*** Monitor Replacement Kit.**


The monitor contained in this kit replaces multiple CRT monitors used in the past on Milnor CBW system controllers. The new monitor auto-syncs to the scan rate of the video signal provided. This allows one replacement monitor to be used for up to 3 distinct monitor applications in CBW systems.

Mounting the monitor will require adapting the mounting bezel of the new monitor to the existing control box door. This may require cutting the door opening to fit the new mounting bracket. Afterward, apply the bezel overlay to conceal the mounting screws and bracket. This will require drilling holes and mounting the bezel overlay with screws provided.


The pictures below show connections which must be completed on a CBW MILTRON (Non Serial Controls) which use an edge card connector on the processor board and a VGA cable connector on the new monitor.

The older monitor used an edge card connector. The signals must be identified for connection to the new VGA cable supplied. These are shown in the schematic for the CBW and also in the pictures if a schematic is not available.

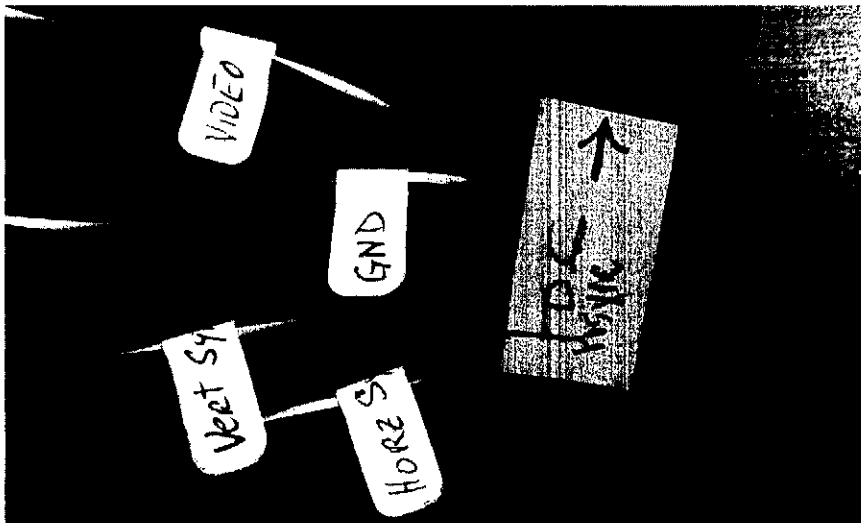
The splice terminals provided will be used to connect wires of the VGA cable supplied to the edge card wires leaving the processor board of your existing cable. Cut away the old monitor end of your existing cable and splice the new VGA cable to the wires provided.



VGA cable provided in kit.



Edge Card connector for video signals on the existing CBW processor board. The wires below are marked with signal names. Match these to the signal names on the new monitor cable and connect wires using the terminals provided.



10 YCRTNSP Cable for Mon. 08MN050B

Wire Color	Signal	09BC09NRBQ	09BC20UEAQ	Alternate
Red	Horz Sync	pin 8	2	K (19)
Black	Vert Sync	pin 9	5	F (16)
White	Video	pin 4	K (19)	2
Green	Ground	pin 1	H (17)	4
The cable will consist of 1 - 09BC09NRBQ 1 - 09BC09COVR 4 - 09BT22WBLN 1 - 09BC20UEAQ 20 - 09BT01WARN 4 feet of cable 09V300A04S 2 - #4 screws 2 - # lock washers 2 - #4 nuts				